
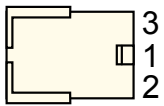
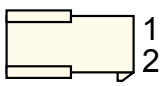


MOT-B24400 24 Volt 400 Watt Brushless DC Motor

Operating Voltage: 24 Volts DC
 Rated Power: 400 Watts Continuous Duty
 RPM: 1950 no load
 Power Wires: 2 (+Red, -Black)
 Power Wire Terminals: # CNX-2PX1, 2 Prong Power Connector
 Throttle Type: 5K Through 6K Potentiometer
 Throttle Connector: # CNX-41-3T, 3 Pin Throttle/Speed Controller Port
 Brake Switch Type: SPST Normally Open
 Brake Switch Connector: # CNX-41-2T, 2 Pin Brake Switch Port

Motor Power Wires		Red to Controller Positive Black to Controller Negative
Throttle Connector		3 to High Ohm Fixed Terminal 1 to Low Ohm Fixed Terminal 2 to Wiper Terminal
Brake Switch Connector		1 to Brake Switch Terminal 2 to Brake Switch Terminal (Normally Open Brake Switch)

