



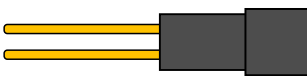




LIT-310 Wiring Instructions

Red Wire		+48V Positive Input From Battery Pack
Black Wire		- Negative Input From Battery Pack
*White Wire		+48V Positive Output To Controller
**Green Wire		+48V Output To Tail Light
***Yellow Wires		White to Horn Switch Contact White to Horn Switch Contact

* The white wire is a low current output wire which goes to the controllers power switch wire.

** The green wire can supply up to 25 Watts of power to the tail and side lights.

*** The yellow wires connector is our item # CNX-62 and matching connectors can be found on the following page: <http://electricscooterparts.com/blackwireconnectors.html>