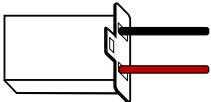
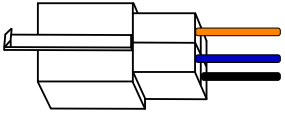



ALM-120 Alarm with Key Fob for Brushless DC Motor Controllers

Alarm Type: Motion Activated

Controller Compatibility: Works with 48 Volt and 60 Volt Controllers

* Alarm Power Wires		Black Wire to Power Negative - Red Wire to Power Positive +
† Alarm Signal Wires		Orange to Vehicle Power On Signal Blue to Motor Disable Signal Black to Alarm Power On Signal
~ Antenna Wire		Black Wire Does Not Connect to Anything

* Required Connection: The alarm power wires must be connected to a source of power that stays on when the power or key switch is off.

† Optional Connection: These wires do not need to be connected to anything for the alarm to operate.

~ The antenna wire is the correct length for the alarm's receiver and does not need to be connected to an external antenna.

Alarm Instructions:

- 1 - Press the lock button to turn on the alarm.
- 2 - Press the unlock button to turn off the alarm.
- 3 - Press the no speaker button to mute the alarm.
- 4 - Press the lightning bolt button for keyless start.

