



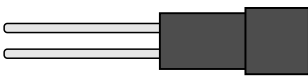


LIT-310 Wiring Instructions



Red Wire		+48V Positive Input From Battery Pack
Black Wire		- Negative Input From Battery Pack
*Yellow Wire		+48V Positive Output To Controller
**Blue Wire		+48V Positive Output To Tail Light
***White Wires		White to Horn Switch Contact White to Horn Switch Contact

* The yellow wire is a low current output wire which goes to the controllers power switch wire.

** The blue wire can supply up to 25 Watts of power to the tail and side lights.

*** The white wires connector is our item # CNX-62 and matching connectors can be found on the following page: <http://electricscooterparts.com/blackwireconnectors.html>