






LIT-310 Wiring Instructions

Red Wire		+48V Positive Input from Battery Pack
Black Wire		-Negative Input from Battery Pack
*White Wire		+48V Output to Controller
**Green Wire		+48V Output to Tail Light
*** Yellow Wires		Yellow to Horn Switch Contact Yellow to Horn Switch Contact

* The white wire is a low current output wire that goes to the controllers power switch wire.

** The green wire can supply up to 25 Watts of power to the tail and side lights.

*** The yellow wires connector is our item # CNX-62 and matching connectors can be found on this page: <https://electric scooter parts.com/blackwireconnectors.html>