
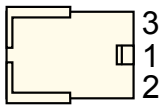
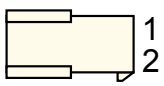


MOT-B24400 24 Volt 400 Watt Brushless DC Motor

Operating Voltage: 24 Volts DC
 Rated Power: 400 Watts Continuous Duty
 RPM: 1950 no load
 Power Wires: 2 (+Red, -Black)
 Power Wire Terminals: # CNX-2PX1, 2 Prong Power Connector
 Throttle Type: 5K Through 6K Potentiometer
 Throttle Connector: # CNX-41-3T, 3 Pin Throttle/Speed Controller Port
 Brake Switch Type: SPST Normally Open
 Brake Switch Connector: # CNX-41-2T, 2 Pin Brake Switch Port

| | | |
|------------------------|--|--|
| Motor Power Wires |  | Red to Controller Positive Black to Controller Negative |
| Throttle Connector |  | 3 to High Ohm Fixed Terminal 1 to Low Ohm Fixed Terminal 2 to Wiper Terminal |
| Brake Switch Connector |  | 1 to Brake Switch Terminal 2 to Brake Switch Terminal (Normally Open Brake Switch) |

