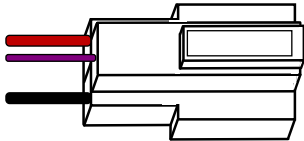
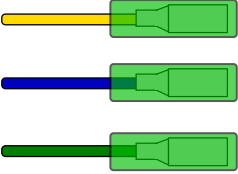
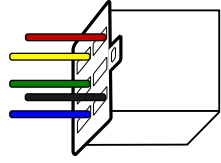
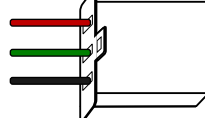
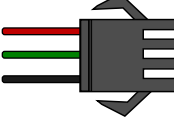
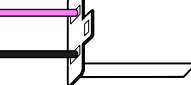

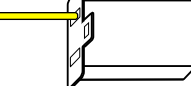

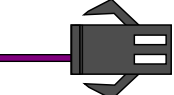


SPD-24500BRUSHLESS 24 Volt DC 500 Watt Brushless Motor Controller  
 Sensor / Sensorless 120 Degree / 60 Degree  
 Operating Voltage: 24 Volts DC, Power: 500 Watts, Current Limit 30 Amps  
 Low Voltage Protection: 20.5 Volts

<p>Input Power and Power Switch Wires</p>		<p>Red Wire to Battery Positive +        *Purple Wire to Power Switch Contact        Black Wire to Battery Negative -        *When the purple wire makes contact with Battery Positive the power is on.</p>
<p>Motor Phase Wires</p>		<p>Yellow to Yellow Motor Phase U Wire        Blue to Blue Motor Phase V Wire        Green to Green Motor Phase W Wire</p>
<p>Motor Hall Sensor Wires</p>		<p>Red to Red Motor Hall Wire +5V        Black to Black Motor Hall Wire GND        Yellow to Yellow Motor Hall U Wire        Green to Green Motor Hall W Wire        Blue to Blue Motor Hall V Wire</p>
<p>Throttle Wires</p>		<p>Red +5 Volt Output        Green 1-4 Volt Signal Input        Black GND</p>
<p>Pedal Assist (PAS) Wires</p>		<p>Red +5 Volt Output        Green PAS Signal Input        Black GND</p>
<p>Cruise Control Wires</p>		<p>Pink to Cruise Control Switch Contact        Black to Cruise Control Switch Contact</p>
<p>Low Level E-Brake Wires</p>		<p>White to Low Level Brake Switch Contact        Black to Common Brake Switch Contact</p>
<p>High Level E-Brake Wires</p>		<p>Yellow to High Level Brake Switch Contact</p>
<p>Speedometer Wire</p>		<p>Green to Speedometer +</p>
<p>Battery Indicator Wire</p>		<p>Purple to Battery Indicator +</p>