



OWNER'S MANUAL

**Read and understand this entire manual before
allowing child to use this product!**

Item Numbers:
Pink 13017161
Blue 13017140

SAFETY WARNINGS

⚠ WARNING: Riding the Scuttle Bug™ can be a hazardous activity. Certain conditions may cause the equipment to fail without fault of the manufacturer. Like other wheeled products, the Scuttle Bug can and is intended to move, and it is therefore possible to lose control, fall off and/or get into dangerous situations that no amount of care, instruction or expertise can eliminate. If such things occur, your child can be seriously injured or die, even when using safety equipment and other precautions. **USE COMMON SENSE.**

This manual contains many warnings and cautions concerning the consequences of failing to maintain, inspect or properly use your Scuttle Bug. Because any incident can result in serious injury or even death, we do not repeat the warning of potential serious injury or death each time such a possibility is mentioned.

APPROPRIATE RIDER USE AND PARENTAL SUPERVISION

Direct adult supervision is required at all times. This manual contains important safety information. It is your responsibility to review this information and make sure that all children obey all warnings, cautions, instructions and safety topics and assure that young riders are able to safely use this product. Razor recommends that you periodically review and reinforce the information in this manual with young riders, and that you inspect and maintain your children's vehicle to insure their safety.

The recommended rider age of 19 months and older for Scuttle Bug is only an estimate, and can be affected by the rider's size, weight or ability. Any child unable to fit comfortably on the Scuttle Bug should not attempt to ride it.

A parent's decision to allow his or her child to ride this product should be based on the child's maturity, skill and ability.

DO NOT EXCEED THE WEIGHT LIMIT OF 44 pounds.

Rider weight does not necessarily mean a child's size is appropriate to fit or maintain control of the Scuttle Bug.

Refer to the section on safety for additional warnings.

ACCEPTABLE RIDING PRACTICES AND CONDITIONS

Direct parental supervision is required. The Scuttle Bug is meant to be used only in controlled environments free of potential traffic hazards and not on public streets. Do not allow your child to ride the Scuttle Bug in any areas where vehicle traffic is present. Child must maintain a hold on the handlebars at all times. Never allow more than one child at a time to ride the Scuttle Bug. Never use near steps, sloped driveways, hills, roadways, alleys or swimming pool areas. Keep fingers and other body parts away from the product when folding or unfolding. Adults must not allow children to assist in folding or unfolding the scooter.

Do not ride the Scuttle Bug in wet weather. The Scuttle Bug is intended for use on solid, flat, clean and dry surfaces such as pavement or level ground without loose debris such as rocks or gravel. Wet, slick or uneven and rough surfaces may impair traction and contribute to possible accidents. Do not ride the Scuttle Bug in mud, ice, puddles or water. Avoid excessive speeds that can be associated with downhill rides. Never risk damaging surfaces such as carpet or flooring by use of a Scuttle Bug indoors. Do not ride at night or when visibility is impaired.

PROPER RIDING ATTIRE

Always ensure child is wearing proper protective equipment such as an approved safety helmet. A helmet may be legally required by local law or regulation in your area. A child should always wear shoes, never ride barefooted or in sandals, and keep shoelaces tied and out of the way of the wheels.

FAILURE TO USE COMMON SENSE AND HEED THE ABOVE WARNINGS INCREASES RISK OF SERIOUS INJURY. USE WITH APPROPRIATE CAUTION AND SERIOUS ATTENTION TO SAFE OPERATION.

BEFORE YOU BEGIN

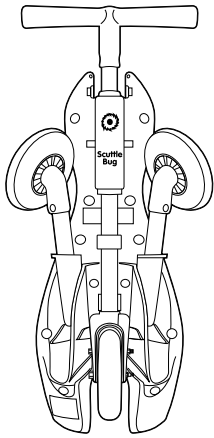
Remove contents from box. Remove the foam separators that protect the components from damage during shipping.

No Tools Required.

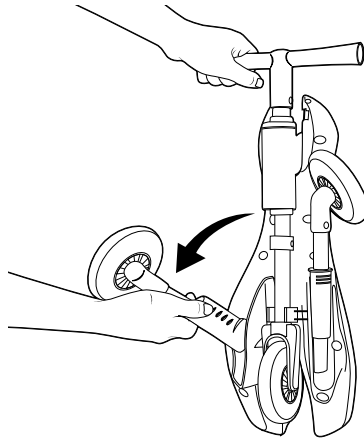
⚠ WARNING: Keep fingers clear of the pivoting mechanism when folding or unfolding the Scuttle Bug. Do not allow children to fold or unfold this product.

SET-UP AND USAGE

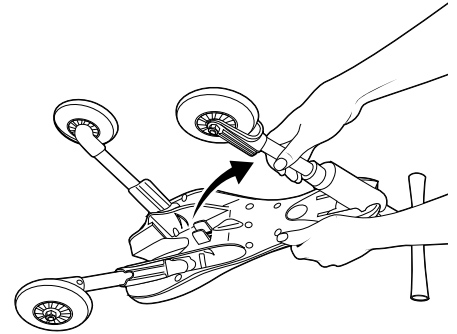
Unfolding the Scuttle Bug



1 The Scuttle Bug is packaged in the folded position.

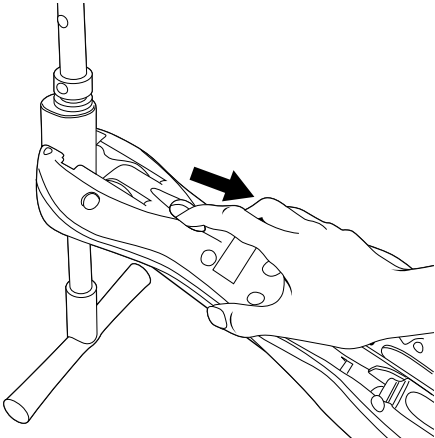


2 Grasp the handle bar and the pull lever on the stem of the rear wheel. Pull the hand grip toward the wheel to release from the locked position. Pull outward until it snaps into place. Repeat for other rear wheel.

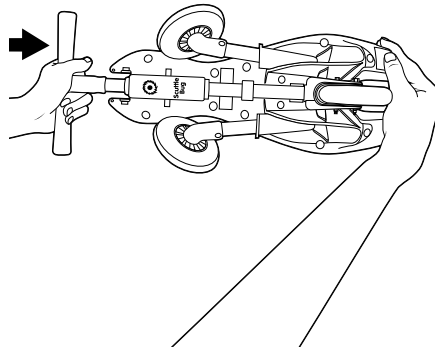


3 Grasp the front wheel stem and pull out to release from clasp. Pull forward until you hear it snap into place.

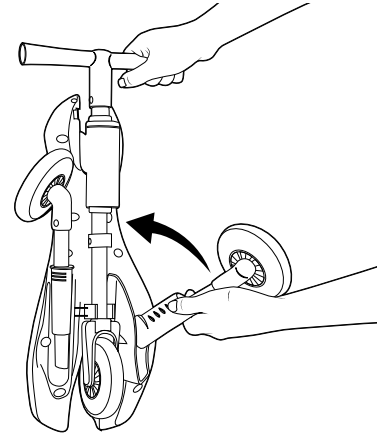
Folding the Scuttle Bug



1 Stick your finger in the circular lever and pull back to unlock and release front wheel stem.



2 Fold the front wheel stem down and push inward and down to snap it into the clamp.



3 Grasp the hand grip on the stem of the rear wheel. Pull the hand grip toward the wheel to release from locked position. Fold inward until it snaps into place. Repeat for other rear wheel.

Need Help? Visit our web site for updates and a list of authorized service centers at www.razor.com or call toll-free at **866-467-2967** Monday - Friday 8:00 AM - 5:00 PM Pacific Time.

SAFETY REMINDERS

PRE-RIDE CHECKLIST



Loose Parts

There should not be any unusual rattles or sounds from loose parts or broken components. Make sure all parts have clicked into place and are secure.




Safety Gear

Always wear proper protective equipment, such as an approved safety helmet. Always wear shoes, never ride barefooted or in sandals, and keep shoelaces tied and out of the way of the wheels.



Frame, Fork and Handlebars

Check for cracks or broken connections. Although broken frames are rare, it is possible for an aggressive driver to bash into a wall or other obstructions and bend or break a frame. Get in the habit of inspecting yours regularly.



DO NOT RETURN TO STORE

If you are having problems with your Scuttle Bug
call toll free 866 467-2967

WARRANTY

Razor Limited Warranty

The manufacturer warrants this product to be free of manufacturing defects for a period of six months from date of purchase. This Limited Warranty does not cover normal wear and tear, maintenance, storage or misuse of the Scuttle Bug.

This Limited Warranty will be void if the product is ever:

- used in a manner other than for recreation;
- modified in any way;
- rented.

The manufacturer is not liable for incidental or consequential loss or damage due directly or indirectly to the use of this product.

Razor does not offer an extended warranty. If you have purchased an extended warranty, it must be honored by the store at which it was purchased.

For your records, save your original sales receipt with this manual. Original Razor packaging is designed to ensure product protection. Save original packaging in case of warranty related shipping.

Item Number:

Pink 13017161

Blue 13017140

Need Help? Visit our web site for updates and a list of authorized service centers at www.razor.com or call toll-free at **866-467-2967** Monday - Friday 8:00 AM - 5:00 PM Pacific Time.